

Suburb Profile Report

Bundall QLD 4217

Prepared on 07 December 2023

Prepared by The Mobile Agents Pty Ltd | info@themobileagents.com.au | 130046243



CoreLogic®





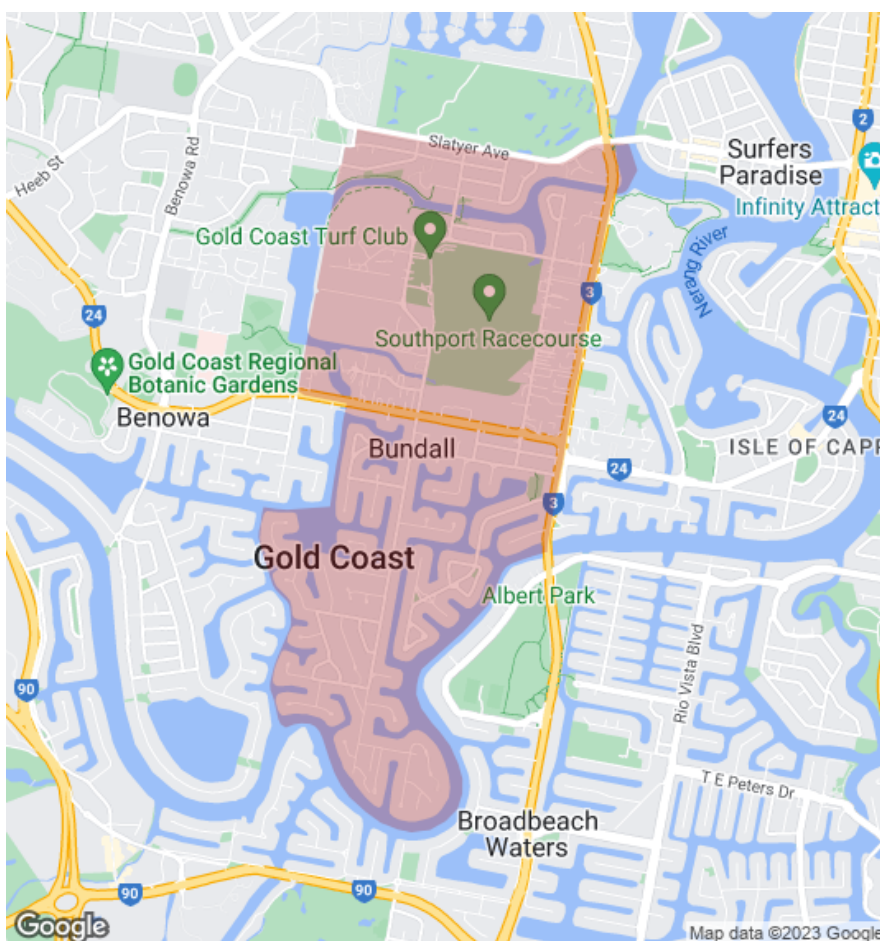
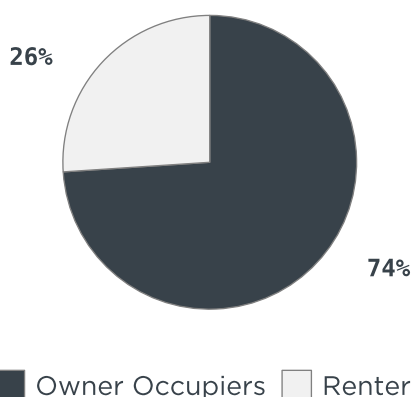
71km
Distance from GPO





4.5k
Population
↑ 7.9%
5 year population change



9 years
Average length of ownership



The size of Bundall is approximately 3.9 square kilometres. It has 9 parks covering nearly 11.6% of total area. The population of Bundall in 2011 was 4,188 people. By 2016 the population was 4,520 showing a population growth of 7.9% in the area during that time. The predominant age group in Bundall is 40-49 years. Households in Bundall are primarily couples with children and are likely to be repaying over \$4000 per month on mortgage repayments. In general, people in Bundall work in a professional occupation. In 2011, 72.2% of the homes in Bundall were owner-occupied compared with 72% in 2016. Currently the median sales price of houses in the area is \$1,717,500.

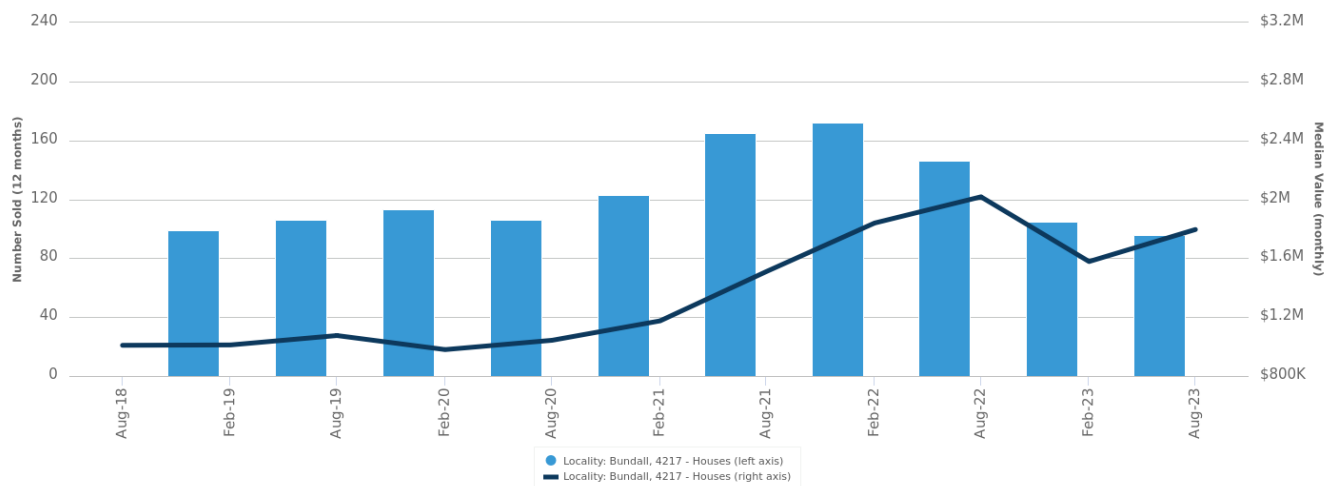
	Total dwellings	Total new listings*	Median Value	Total number currently listed
	1,531	96	\$1,794,580	33
	563	43	\$587,092	14

*Total number of unique properties listed for sale over the past 12 months.

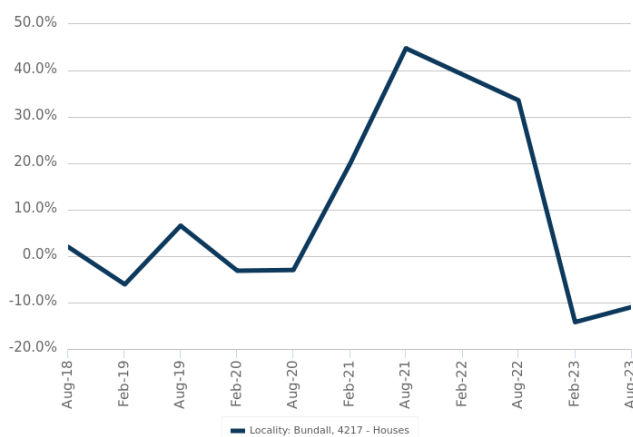


Houses: For Sale

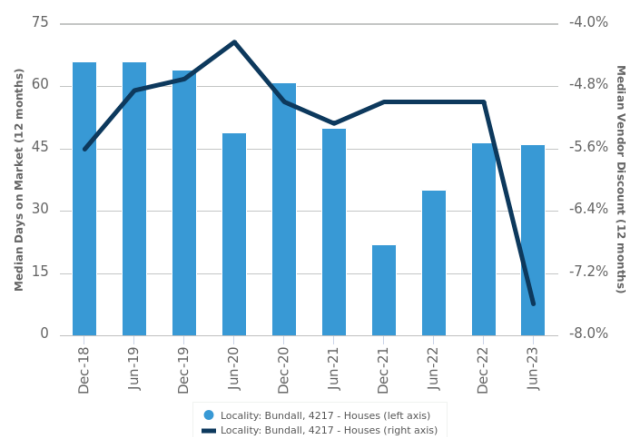
Number Sold vs. Median Value (monthly)



Change in Median Value



Median Days on Market vs. Median Vendor Discount



\$\$\$

Upper Quartile Price*

\$2,350,000

The 75th percentile sale price of sales over the past 12 months within the suburb.

\$\$

Median Price*

\$1,717,500

The middle sale price of all transactions recorded over the past 12 months within the suburb. Note that sale prices lower than \$10,000 and higher than \$80,000,000 are excluded from the analysis.

\$

Lower Quartile Price*

\$1,350,000

The 25th percentile sale price of sales over the past 12 months within the suburb.

*Statistics are calculated over a rolling 12 month period

Houses: Market Activity Snapshot

On The Market

0

2
BEDROOMS

Recently Sold

0

There are no 2 bedroom Houses on the market in this suburb There are no recently sold 2 bedroom Houses in this suburb

0

3
BEDROOMS

6

There are no 3 bedroom Houses on the market in this suburb



**3 Richmond Avenue
Bundall QLD 4217**

Sold on 11 Oct 2023
\$700,000

2
 2
 513m²



**75 Boomerang Crescent
Bundall QLD 4217**

Sold on 05 Aug 2023
\$2,050,000

2
 2
 821m²

9

4
BEDROOMS

26



**21 Daimler Drive Bundall
QLD 4217**

Listed on 07 Dec 2023
Auction

4
 3
 803m²



**12 Heeb Street Bundall
QLD 4217**

Sold on 07 Dec 2023
\$1,150,000*

2
 2
 513m²



**13 Tosti Street Bundall QLD
4217**

Listed on 06 Dec 2023
Auction On Site

2
 3
 951m²



**39 Jaguar Drive Bundall
QLD 4217**

Sold on 01 Dec 2023
\$1,300,000*

2
 2
 600m²

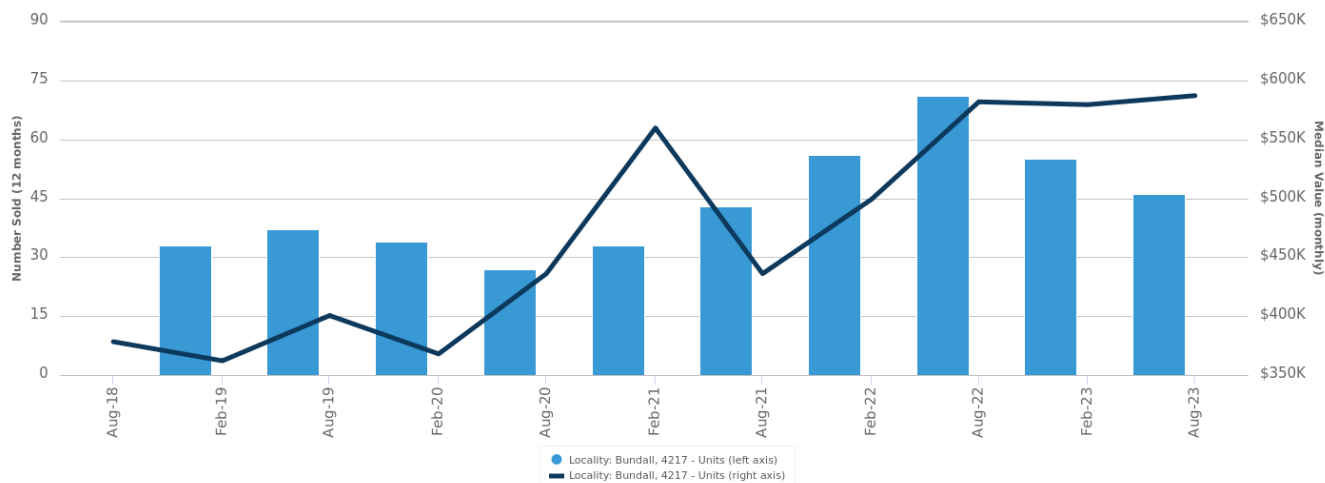


= number of houses currently On the Market or Sold within the last 6 months

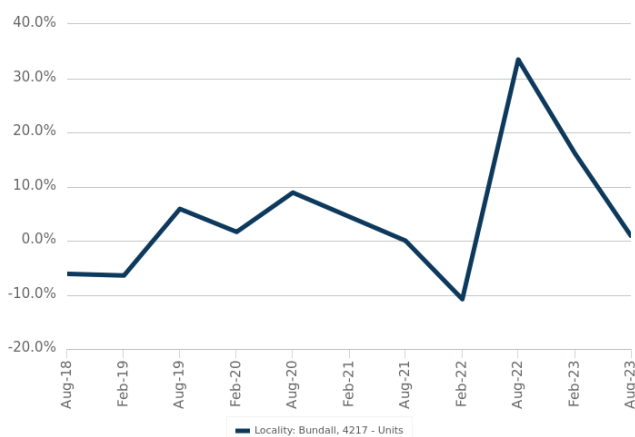
*Agent advised

Units: For Sale

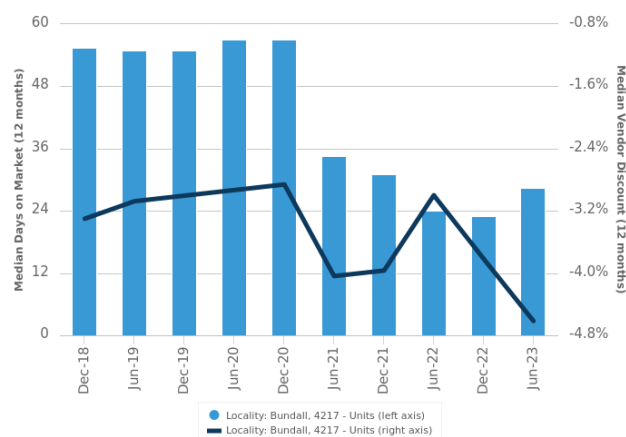
Number Sold vs. Median Value (monthly)



Change in Median Value



Median Days on Market vs. Median Vendor Discount



\$\$\$

Upper Quartile Price*

\$620,000

The 75th percentile sale price of sales over the past 12 months within the suburb.

\$\$

Median Price*

\$545,000

The middle sale price of all transactions recorded over the past 12 months within the suburb. Note that sale prices lower than \$10,000 and higher than \$80,000,000 are excluded from the analysis.

\$

Lower Quartile Price*

\$480,000

The 25th percentile sale price of sales over the past 12 months within the suburb.

*Statistics are calculated over a rolling 12 month period

Units: Market Activity Snapshot

On The Market

 0

 1
BEDROOMS

There are no 1 bedroom Units on the market in this suburb

Recently Sold

 8



**1308/6-8 Waterford Court
Bundall QLD 4217**

Sold on 20 Oct 2023
\$525,000*

 1
 1
 92m²



**2321/1-7 Waterford Court
Bundall QLD 4217**

Sold on 12 Oct 2023
\$515,000

 1
 1
 76m²

 1

 2
BEDROOMS



**26/9 Freyburg Street
Bundall QLD 4217**

Listed on 06 Dec 2023
AUCTION


 1
 2
 -



**5/7 Campbell Street
Bundall QLD 4217**

Sold on 11 Oct 2023
\$770,000*

 2
 2
 -



**4108/1-7 Waterford Court
Bundall QLD 4217**

Sold on 23 Sep 2023
\$591,000

 2
 2
 97m²

 0

 3
BEDROOMS

There are no 3 bedroom Units on the market in this suburb

 5



**3113/1-7 Waterford Court
Bundall QLD 4217**

Sold on 02 Oct 2023
\$710,000

 2
 2
 197m²



**24/100 Racecourse Drive
Bundall QLD 4217**

Sold on 22 Sep 2023
\$560,000

 1
 1
 77m²

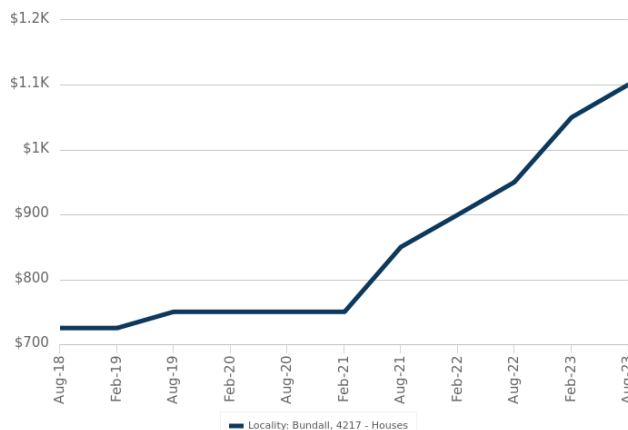


= number of units currently On the Market or Sold within the last 6 months

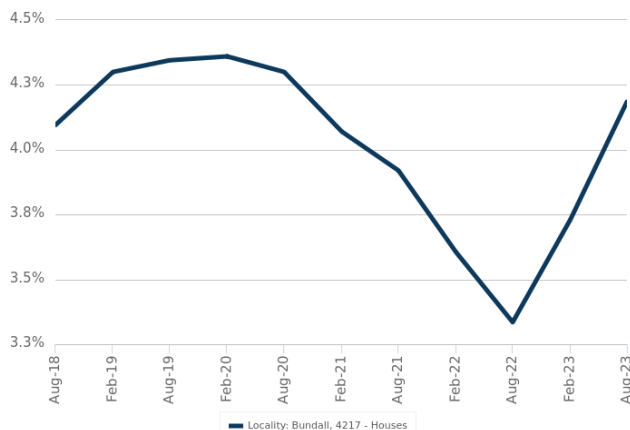
*Agent advised

Houses: For Rent

Median Asking Rent (12 months)



Indicative Gross Rental Yield (12 months)



Houses: Rental Activity Snapshot

For Rent

 0

 2
BEDROOMS

There are no 2 bedroom Houses for rent in this suburb

 2

 3
BEDROOMS



**60 Claymore Crescent
Bundall QLD 4217**

Listed on 07 Dec 2023
\$1,340/W

 2

 2

 723m²



**34 Coogeen Street Bundall
QLD 4217**

Listed on 04 Dec 2023
\$1,200/W

 2

 2

 506m²

 3

 4
BEDROOMS



**99 Campbell Street Bundall
QLD 4217**

Listed on 07 Dec 2023
\$1,550/W

 2

 2

 751m²



**21 Kookaburra Court
Bundall QLD 4217**

Listed on 06 Dec 2023
\$1,130/W

 2

 2

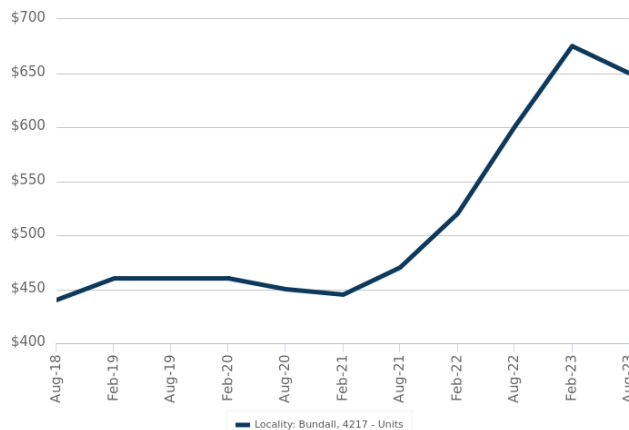
 693m²



= number of houses observed as On the Market for Rent within the last month

Units: For Rent

Median Asking Rent (12 months)



Indicative Gross Rental Yield (12 months)



Units: Rental Activity Snapshot

For Rent


 3

 1
BEDROOMS



**3214/1-7 Waterford Court
Bundall QLD 4217**

Listed on 06 Dec 2023
\$600/W



**20/24 Slatyer Avenue
Bundall QLD 4217**

Listed on 05 Dec 2023
\$550/W



 1

 2
BEDROOMS



**1210/6-8 Waterford Court
Bundall QLD 4217**

Listed on 07 Dec 2023
\$700/W



 1

 3
BEDROOMS



**2/27 Heeb Street Bundall
QLD 4217**

Listed on 26 Oct 2023
\$850/W



= number of units observed as On the Market for Rent within the last month

DISCLAIMER

Copyright

This publication reproduces materials and content owned or licenced by CoreLogic and may include data, statistics, estimates, indices, photographs, maps, tools, calculators (including their outputs), commentary, reports and other information (CoreLogic Data).

CoreLogic Standard Disclaimer

The CoreLogic Data provided in this publication is of a general nature and should not be construed as specific advice or relied upon in lieu of appropriate professional advice.

While CoreLogic uses commercially reasonable efforts to ensure the CoreLogic Data is current, CoreLogic does not warrant the accuracy, currency or completeness of the CoreLogic Data and to the full extent permitted by law excludes liability for any loss or damage howsoever arising (including through negligence) in connection with the CoreLogic Data.

This publication contains data and statistics provided by the Australian Bureau of Statistics, available at <http://www.abs.gov.au/> and reproduced under Creative Commons Attribution 2.5 <http://creativecommons.org/licenses/by/2.5/au/legalcode>.

Mapping Data

A map showing an area or boundaries of a property is indicative only and may not be complete or accurate.

State and Territory Data

Based on or contains data provided by the State of Queensland (Department of Resources) 2023. In consideration of the State permitting use of this data you acknowledge and agree that the State gives no warranty in relation to the data (including accuracy, reliability, completeness, currency or suitability) and accepts no liability (including without limitation, liability in negligence) for any loss, damage or costs (including consequential damage) relating to any use of the data. Data must not be used for direct marketing or be used in breach of the privacy laws; more information at www.propertydatacodeofconduct.com.au

If you have any questions or concerns about the information in this report, please contact our customer care team.

Within Australia: **1300 734 318**
Outside Australia: **(+61) 7 3114 9999**
Email us: **customercare@corelogic.com.au**